13.10B

2019

*

002490 2020-034

2019

“ ” 2020 4 10

2020 13

2019 “

”

1

- - 34.57 6.99 11.8%

136% 10.03% -2.1%

7.02% 4.15% 87.49

88.03 12.82% 9.74%

1

1

2018 11

2019

2.04%

25.28%

148.12% 2019

12.84%

/

	2019	2018	2019 2018	2017
	5,180.37	5,665.35	-8.56%	4,542.53
	3,366.36	3,535.04	-4.77%	2,365.91

/

	2019	2018	2019 2018	2017
	4,833.33	5,237.50	-7.72%	4,755.00
	3,869.09	4,131.67	-6.36%	3,788.33

“ ”

“

”

2

/

	2019	2018	2019 2018	2017
	2,350.01	2,206.53	6.50%	1,540.50
	600.82	433.1	38.73%	412.14

2019

2300-2600 / 2017-2019

1662 / 2189 / 2419 / 2019 2018

10.51% 2017 45.55%

2019

2019 1-11 95.69 /

35.8

2

	2019	2018	2019 2018	2017
	10.03%	17.04%	-7.01%	7.55%
	15.36%	17.33%	-1.97%	21.89%
	-0.28%	16.30%	-16.58%	-3.43%
	-2.10%	2.05%	-4.15%	4.49%

2019

	15.36%	-1.97%	17.76%	1.15%	19.21%	-0.50%

2019

	-2.10%	-4.15%	9.24%	-3.72%	8.24%	-13.55%

2019 “ ”

2019

2019

2 **47.91%**

27.94%

1

→

→ → → → → →

→

→

→ → →

2

① 2019

1		18,302,097			70-80
2		1,000			40-50
3	( )	1,000,000			13-15
4		15,789.47			500-600
5		2,000.00			40-50

,

2019

② 2019

1		30,000		600-700
2		3,000		50-60
3	( )	2,000		40-50
4		500		30-40
5		18,000		90-100

( )

2019

3

5%

5%

1

2

2019 12 31



2.1%



1,453

725 5 3 261.54

212.84 JE IL L D 3,587

2018 JE

1





1 -

2013 3 24

1,453

2013 4 1

2016

2014 6 10 1,010

3 5 30

2015 12 21 2018 2 27

337 100 573 2015 12

31 2016 12 31 113 39

2017

2019 725

573 152

20

2 -

12

6% “ * 6%*

”

1,453

2016 2017

3 261.54 1,453 *6%*3

725

212.84 573

*6%*5 +113 *6%*5 +39 *6%*3

2 JE JE IL L D

3,587

JESORO OIL LTD “ JESORO ”

UNIX

JESORO

2015 UNIX

10.95

15,159.97 JESORO

UNIX

JESORO 2,712.44

2015 7.05 9,601.81 2015

UNIX

3.9

5,558.16 980

JESORO JESORO

2015-2016 470 510

JESORO

JESORO

2016 —2018 1,061.75 1,061.75 1,378

2018 2019 10

2018

2020 2 26

2019

JESORO OIL LTD

2019

5

2.53

2019 1 25

2007 12 31 2013

11 “ ”

95%

75%

[2008] 3005 (2007 12 31

14,297.34

2013

2016

2 2019

5

5

0

2019 12 31

	2020-2024	12.32%	1.68%		2025	0%	1.71%		13.75%	
	2020-2024	31.55%	16.94%		2025	0%	16.86%		13.04%	

2019

56,731.97 -2,567.93

5,625.12 207.55

2020 10019 2020 10018

2,368.34

A	B	C	D	E=C/(1-D)*D	F=B+C+E	G	H=B-G	I=F-G-H	J=I*(1-D)	K	L=J-K
	8,510.66	10,007.81	1.25%	126.68	18,645.15	8,488.86	21.80	10,134.49	10,007.81	8,279.00	1,728.81
	5,285.80	2,789.53	25%	929.84	9,005.17	5,275.31	10.49	3,719.37	2,789.53	2,150.00	639.53
	13,796.46	12,797.34	—	1,056.52	27,650.32	13,764.17	32.29	13,853.86	12,797.34	10,429.00	2,368.34

2019

3 2016-2018

2016

2016

2016

16,979.80 -7,213.91 2016

2,912.51 -276.66

2017 01-022 2017 01-023 2017 01-024

4,180.00

A	B	C	D	E=C/(1-D)*D	F=B+C+E	G	H=F-G	I=H*(1-D)	J	K=I-J	
	7,386.92	10,007.81	1.25%	126.68	17,521.41	9,136.88	8,384.53	8,279.72	4,629.00	3,650.72	3,650.00
	5,545.98	2,789.53	25%	929.84	9,265.35	6,411.42	2,853.93	2,140.45	1,620.00	520.45	530.00
	358.61	1,500.00	0%	-	1,858.62	666.05	1,192.57	1,192.57	1,200.00	-7.43	-
	13,291.51	14,297.34	—	1,056.52	28,645.38	16,214.35	12,431.03	11,612.74	7,449.00	4,163.74	4,180.00

2017

2017

2017

31,552.02 1,107.24

2017

2017 2,994.24

-87.15

[2018] 01-031-01

[2018] 01-031-02 [2018] 01-031-03

A	B	C	D	E=C/(1-D)*D	F=B+C+E	G	H=F-G	I=H*(1-D)	J	K=I-J	
	7,437.67	10,007.81	1.25%	126.68	17,572.16	12,445.24	5,126.92	5,062.83	8,279.00	-3,216.17	-
	5,439.94	2,789.53	25%	929.84	9,159.31	6,975.69	2,183.62	1,637.72	2,150.00	-512.28	-
	358.61	1,500.00	0%	-	1,858.61	858.90	999.71	999.71	1,200.00	-200.29	-
	13,236.22	14,297.34	—	1,056.52	2 ;0-0 5 2 , \						

					2	5	17			75	0

2018

2016-2018

2019

7 **38.69** **19.3**

4.83 **9.24** **0.64**

68.81%

2019 19.3 4.83

10000.00	2020/1/7	—
3488.00	2020/1/29	—
10000.00	2020/2/13	—
4000.00	2020/3/5	—
4100.00	2020/3/18	—
2000.00	2020/3/20	—
3000.00	2020/3/20	—
10000.00	2020/3/20	—
5400.00	2020/4/1	—
4820.00	2020/4/4	—
8000.00	2020/4/7	—
14500.00	2020/4/7	—

¢

		6000.00	2020/4/16	—	
		7000.00	2020/4/23	—	
		4300.00	2020/4/29	—	
		3000.00	2020/5/12	—	
		9800.00	2020/5/22	—	
		8000.00	2020/5/22	—	
		4760.00	2020/6/14		—
		5900.00	2020/6/24		—
		5000.00	2020/6/24		—
		6000.00	2020/7/23		—
		2000.00	2020/8/24		—
		3600.00	2020/9/9		—
		7700.00	2020/9/9		—
		6000.00	2020/9/18		—
		6400.00	2020/10/14		—
		1000.00	2020/10/21		—
		5000.00	2020/10/29		—
		4700.00	2020/11/7		—
		3800.00	2020/5/8	—	
		192,951.00			
		1523.59	2020/1/11	—	
		1445.44	2020/4/11	—	
		1125.00	2020/2/29	—	
		1373.81	2020/7/11		—
		1375.71	2020/10/11		—
		7471.33	2020/5/30		—
		1126.19	2020/10/8		—
		7822.62	2020/11/30		—
		25000.00	2020/12/7		—
		48,263.69			
		241,214.69			

2017

2019 53,994.21

2019 50,755.90

84.63%

2019

12,850.09 28,748.76 41,598.85

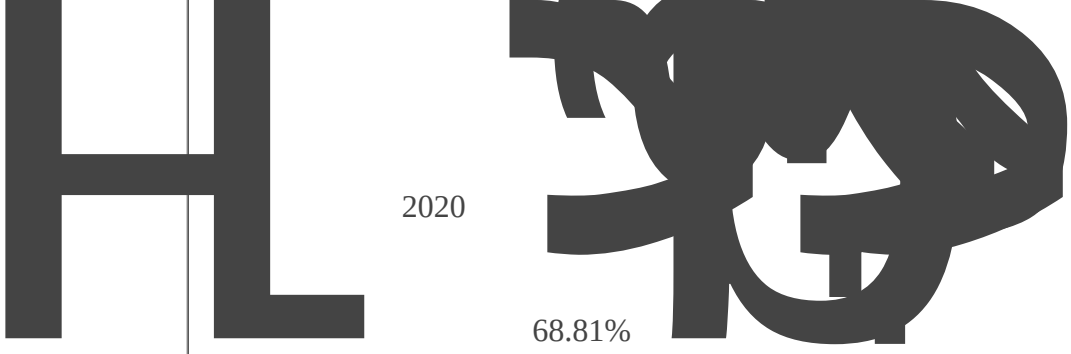

2020

68.81%

1

2019 60.78% 2019 65.18%

2

3

4

4

5

2019

8 - 3,588 58%

-

1 435.6 18

2019 12 18-31 2019 12

2019

2 1,077.39

2019

3,588 3,204.35

2019

9 **-**

1,164 **4,782** **2,203** **62%** **75%** **164%**

“ - ” 62%

2019 [2019]6

“ ” “

- ”

“ - ” 75%

2019 1,526

“ - ” 164%

2019 1,468

2019

10 **1,705** **2019** **12** **31**

4,793 **360**

3,088

360

1

“

” 2017

2019 9

2

12

= ×

2013 11

×

< 2013 11 >

1%

6%

< 2013 11 > 1%

2%

6% 5%



[illegible]

2[illegible] 11 > [illegible] 1%

25%

6% [illegible] 8%

< [illegible] 2013 [illegible] 11 [illegible] > [illegible] d' [illegible] 1% :

	600,000.00		100.00%	600,000.00	48	
	2,335,684.68		100.00%	2,335,684.68	60	
	3,000,000.00		100.00%	3,000,000.00	46	
	3,000,000.00		100.00%	3,000,000.00	45	
	47,925,154.08			30,878,238.11		

2019

11 - 748

“ - ” 748

6 —

					2019	
	2014 8	5,423,681.59	60	90,394.69	7	632,762.85
	2014 9	6,551,255.15	60	109,187.59	8	873,500.68
	2015 11	1,113,496.38	60	18,558.27	12	222,699.28
	2015 10	4,910,644.52	60	81,844.08	12	982,128.88
	2017 9	4,681,188.03	60	78,019.80	12	936,237.61
	2017 12	4,496,393.44	60	74,939.89	12	899,278.69
	2018 6	4,014,109.52	60	66,901.83	12	802,821.90
	2018 6	2,998,536.14	60	49,975.60	12	599,707.23
	2018 11	3,943,426.86	60	66,222.59	12	794,671.08
	2019 6	5,570,485.70	60	92,841.43	7	649,890.00
	2019 12	5,293,962.59	60	88,232.71	1	88,232.71
						7,481,930.91

-

2019

12 **260**

26,023.76

1 1%

260.23

2018 2017

22 — 23 —

24 — 37 —

“ ” A+H

2018 1 1

2018

2018

0 0

2020 1-3

2019

2019

2019

13

50,755.90

42,954.84

84.63%

“

”

15 2019 30% 7

- 2019

18

2019

2019 “ ”

“ ” “ ” “ 1

” 30%

2019 “ ”

2019 2019

2019

2019